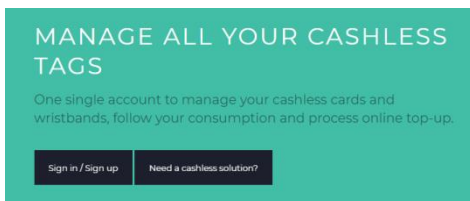


## HOW DOES IT WORK?


### The camping bracelet becomes your electronic wallet!

- 1 - On arrival, the reception gives me my Cashless bracelets
- 2 - At the reception with a hostess, I top up my bracelets with a CB or cash
- 3 - I take a photo or note the numbers of my Bracelets (very important and mandatory)
- 4 - Once my bracelets charged in euros, I register in a few clicks on cashless.fr/en (with my email address, a password and the numbers on the back of my Bracelets)

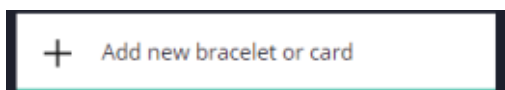


I click on :

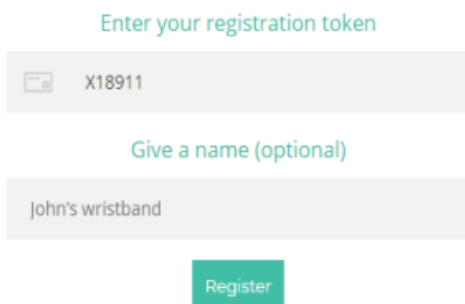
**Sign in / Sign up**



I enter my email address  
I choose a password



I click on **Add new bracelet or card**



I enter my bracelet numbers one by one.  
The number is on the back of the bracelet behind the Soleil Vivarais logo.

I give a name to each of my bracelets.

### On cashless.fr/en I can follow my spending, my purchases, the balance of my bracelets,...

- 5 - I use my bracelets as a means of payment during all my holidays (recommended payment method Covid-19)
- 6 - On my departure I can get back what I have not spent directly on cashless.fr/en in my customer area (reimbursement costs 2 €).

### I use the Cashless payment method during my holidays in all the shops on the campsite.

#### CASHLESS MAKES YOUR HOLIDAYS EASIER! \*

Please note that cash is no longer accepted as a means of payment on the campsite, except at the Vival supermarket where you can use all methods of payment CB, cash, Cashless